


FUNDING SNAPSHOT

RETURN ON INVESTMENT



* As of 12/31/2021

FUNDING PERIOD AS OF 1/1/2024 29.77 YEARS	
Calculated using 7.5% assumed investment return	Funding ratio is 68.1 percent
Was 26.71 years after 1/1/2023 study	Unfunded liabilities currently \$8.4 billion –if assumptions are met these will eventually be zero in 29.77 years
Remains in compliance with Ohio's funding requirement	

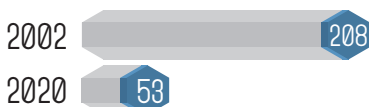
DISABILITY BENEFITS

Since 2002, OP&F has dramatic decreases in disability retirements

PERMANENT AND TOTAL DISABILITY GRANTS



ON-DUTY PARTIAL GRANTS



Reasons: Non-disabling conditions not considered in calculations (2013); retiree health care increases (2004); evaluation doctors using newer versions of AMA Guides (2010), psychological testing incorporated into mental health evaluations (2011), and change to a stipend based health care model (2019).

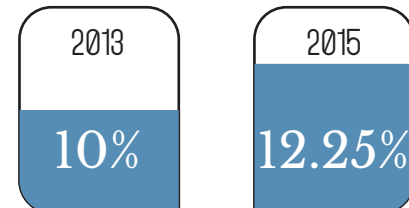
PENSION REFORM

Enacted in 2012 is working as intended

\$3.2 BILLION

removed from unfunded liabilities

MEMBER CONTRIBUTIONS INCREASED



COST OF LIVING ADJUSTMENT

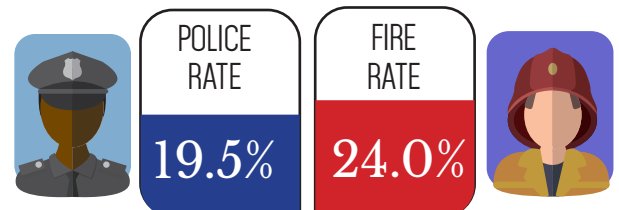
Pension reform in 2012 changed COLAs for OP&F members. **No members receive a COLA until they are age 55***

(*Exceptions are P&T disability benefit recipients and survivors)

COLA IS MATCHED TO THE CPI, WITH A CAP OF 3.0% FOR MEMBERS WITH LESS THAN 15 YEARS OF SERVICE ON 7/1/2013

EMPLOYER CONTRIBUTIONS

UNCHANGED since 1986



HEALTH CARE +

+ OP&F continues to contribute a small amount toward retiree health care (0.5 percent of employer contributions)

+ OP&F's move to a stipend based model in 2019 has extended the life of the health care stabilization fund. The most recent actuarial study conducted as of Jan. 1, 2024 found that the health care fund's solvency is now 16 years, 7 months.